Montaine CONSULTING

ASSURANCE MALADIE DATA, 2015-2024

Lung cancer in France.

All of France · 2015-2024 · source data.ameli.fr, ODbL licence

185,100
PEOPLE UNDER CARE IN 2024

75-79 years
PEAK IN MEN

Corsica
MOST AFFECTED REGION · 0.45%

€19,884
PER PERSON PER YEAR

01 How many patients?

185,100

0.27% OF THE POPULATION · +43% SINCE 2015

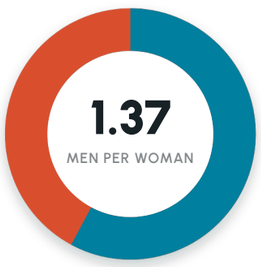

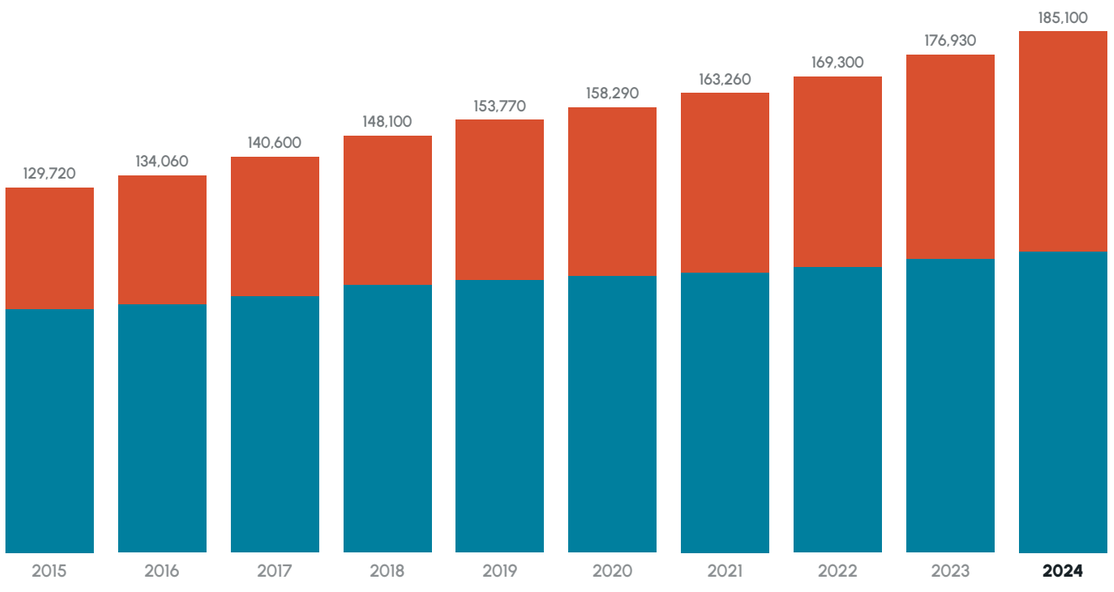

In ten years, the number of women under care rose by **81%**, and the number of men by **24%**. The sex ratio fell from 2.00 in 2015 to 1.37 in 2024. If the 2015-2024 trends continue, parity would be reached around **2034**.

02 What does it cost?

€3.68bn

REIMBURSED IN 2024 · ×2.5 SINCE 2015

€19,884
PER PERSON PER YEAR

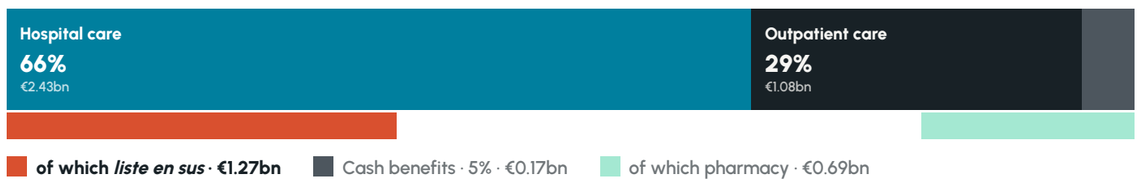

ANNUAL SPENDING PER PERSON

In active treatment	€28,125
In follow-up	€3,212

SHARE OF THE *LISTE EN SUS*

2015	10%
2024	34%

Between 2015 and 2024, reimbursed spending was multiplied by **2.5**, and the number of people under care by 1.4. The gap is mainly due to expensive drugs billed on top of hospital stays: since immunotherapies arrived in this indication in 2017, the share of the ***liste en sus*** in total spending has risen from 10% to 34%.

03 At what age?

75-79 years

PEAK IN MEN · 1.33%, ONE MAN IN 75

70-74 years
PEAK IN WOMEN

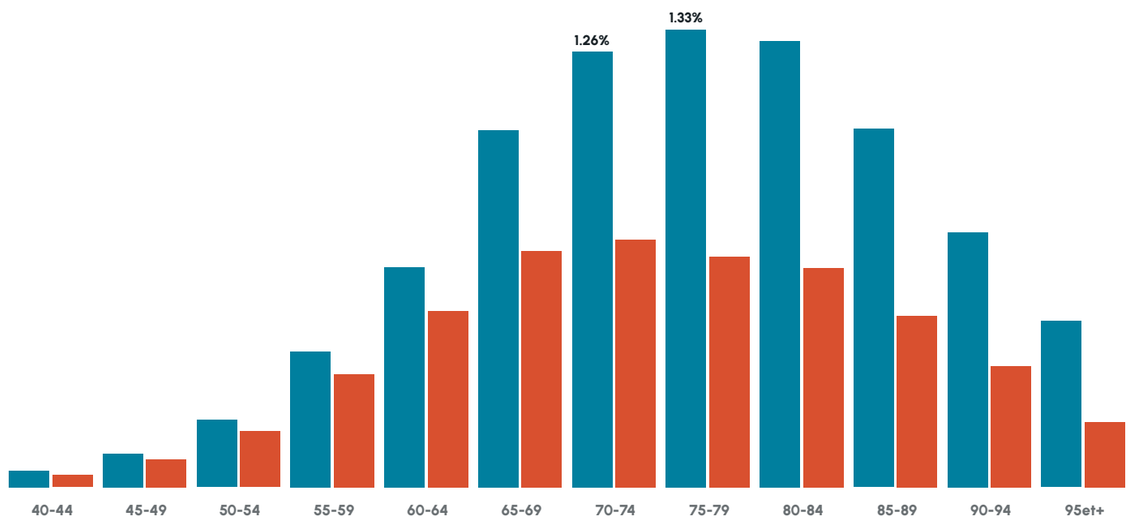

Before 60, the bars for both sexes are almost the same height. After 75, the men's bars are twice as high. The reason lies not in age but in era: a woman of 80 grew up when women hardly smoked; a woman of 55, when they smoked almost as much as men.

04 Are some regions more affected?

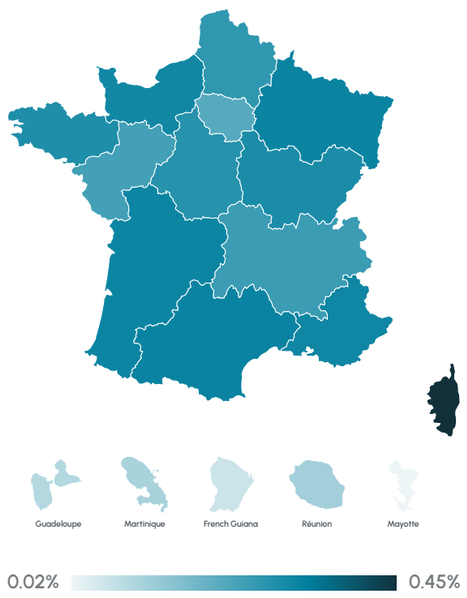

THE FIVE MOST AFFECTED

Corsica	0.45%
Occitanie	0.32%
Grand Est	0.32%
Nouvelle-Aquitaine	0.32%
Provence-Alpes-Côte d'Azur	0.31%

THE THREE LEAST AFFECTED

Guadeloupe	0.10%
French Guiana	0.07%
Mayotte	0.02%

1 in 220

INHABITANTS OF CORSICA, COMPARED WITH 1 IN 4,200 IN MAYOTTE

These prevalences are **crude**, not age-standardised: an area with a young population automatically looks spared. Age-matched on ages 65-79, the gap between mainland regions narrows, Corsica stays ahead, and overseas France stays far behind.

Montaine Marteau MONTAINE CONSULTING · FRACTIONAL MEDTECH CPTO

Figures: *Assurance Maladie* (France's national health insurance, Cnam), data.ameli.fr, *effectifs* and *depenses* datasets, ODbL 1.0 licence, extracted on 30 October 2026. Texts and charts © 2026 Montaine Consulting. This poster is neither medical advice nor a publication of the *Assurance Maladie*.

THE FULL FACT SHEET

montaine-consulting.fr/en/health-data/lung-cancer

Detailed figures, clickable sources and definitions on hover